


# ***Patients***

## ***Slide Deck***



**In cancer, the right diagnosis, at the right time,  
can make a world of difference.**





The treatment plan often begins with a pathologist's review of a biopsy.

At this point, confirmation of an accurate diagnosis promptly can mean the world.

More so in today's day & age of personalised medicine, where the selection and success of cancer treatment options hinge upon the right tissue diagnosis.

# A second opinion gave me a second chance to live

I was just lucky that my oncologist referred me for a histopathology second opinion

Small cell carcinoma of lung metastatic in the breast was reclassified as primary carcinoma of the breast

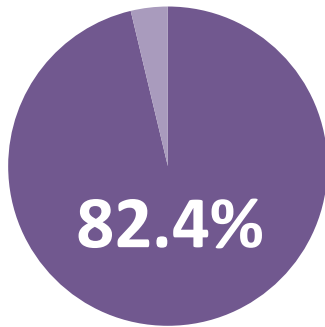
Reclassification of histology significantly changed my prognosis or treatment.



Second (or third or fourth) opinions don't always change cancer treatment, but they're still important, experts say.



“In a second opinion collaboration between University of Pittsburgh Medical Centre (UPMC) and histopathology labs in China, it was found that:



Cases had  
definitive diagnosis



Diagnosis significantly  
modified from primary report

---



Why oncologists may also want you to get a  
***“second opinion ?”***

---


Fred Hutch clinical researcher and breast cancer oncologist

Dr. V.K. Gadi said some patients, especially older ones, may be hesitant to ask for a second opinion because they feel they're cheating on their doctors.

“In truth it's not cheating,” he said.

**“It's your life and it's always healthy to get a balanced perspective from multiple individuals.”**





And while it is common for your treating doctor to seek a second opinion on your histopathology slide, the current methods are:

**A. Time-consuming**

**B. Unfortunately, available only through a limited network of specialists**

---



Presenting

PR  LIV  
eTISSUE

---

LIFE-SAVING DIAGNOSIS MATTERS

Because for us,  
**your second opinion**  
in cancer diagnosis  
comes first.



# A digital platform with a promise for life



Hassle-free: No need to physically courier blocks and slides



Review of your histopathology slide by international doctors at world's leading cancer centres

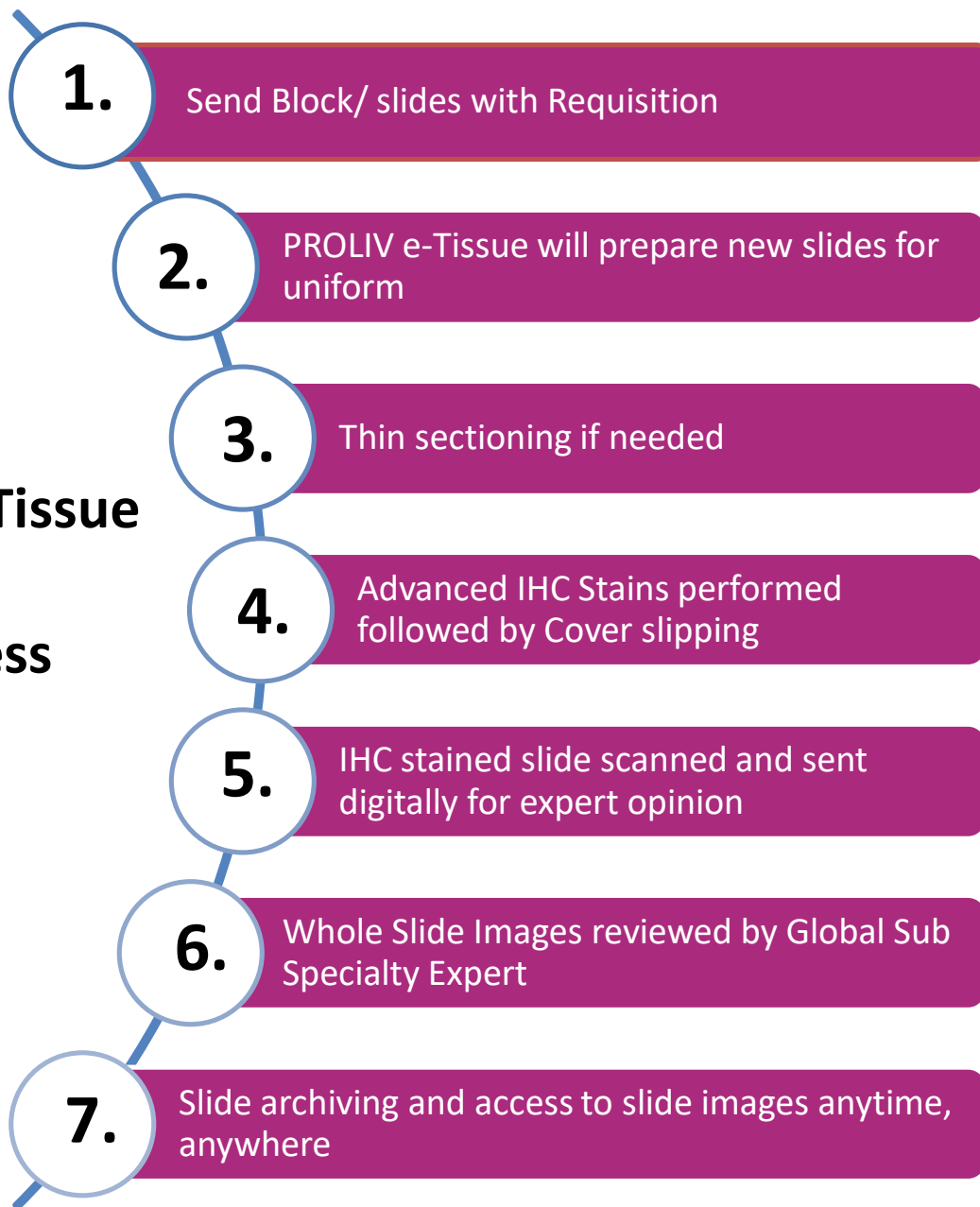


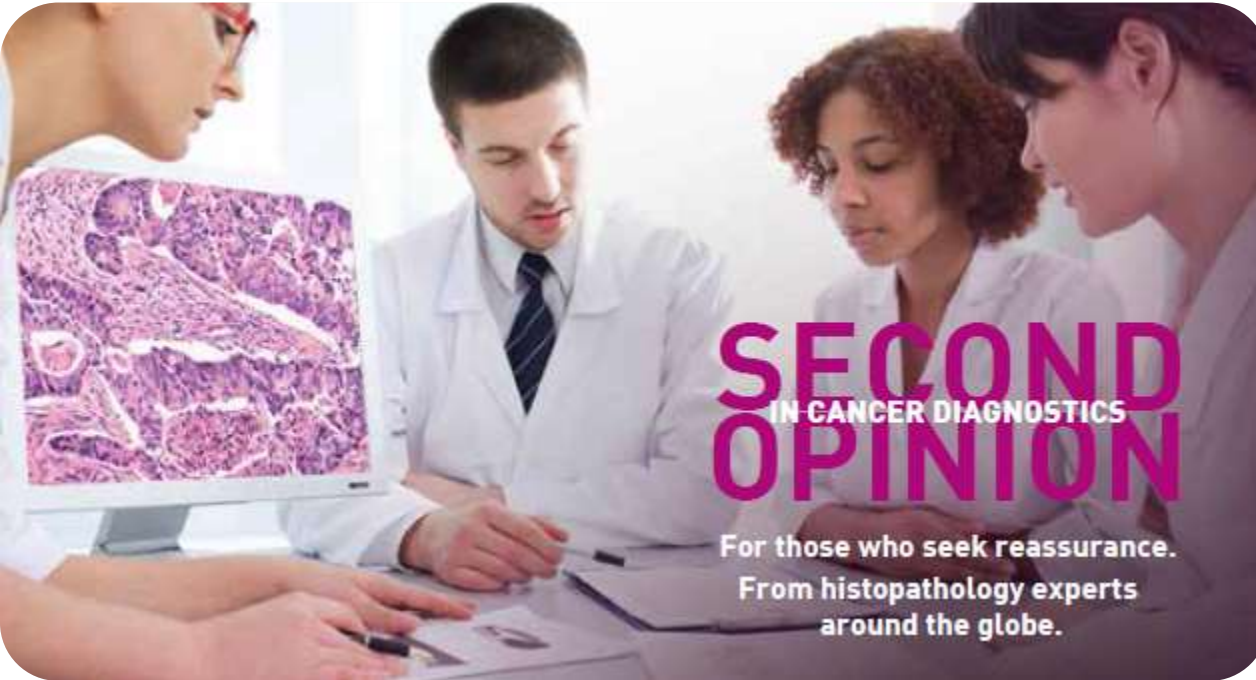
Second opinion from histopathology experts within 72 hrs



Image analytics to support your clinician in making the right decisions for treating your cancer

## PROLIV eTissue Consult: The process





# SECOND IN-CANCER DIAGNOSTICS OPINION

For those who seek reassurance.  
From histopathology experts  
around the globe.



For those who seek reassurance.  
From histopathology experts  
around the globe.

**PROLIV eTissue – A digital platform with a promise of life.**



Get a second opinion  
report within just 72 hours



Connect with renowned  
global histopathology experts



No need to physically  
courier blocks and slides

**PROLIV**  
eTISSUE

LIFE-SAVING DIAGNOSIS MATTERS



A one-stop destination for high quality cancer diagnostics with new offerings in future

1. Liquid Biopsies

2. Molecular Diagnostics

3. Genomics

**PROLIV**  
eTISSUE

LIFE-SAVING DIAGNOSIS MATTERS